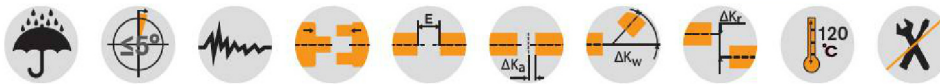


ROTEX® Standard Flexible jaw couplings

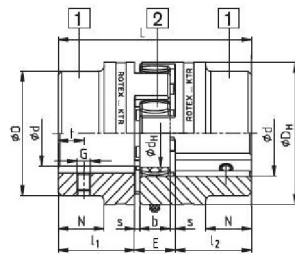
Material steel with CDP coating, stainless steel



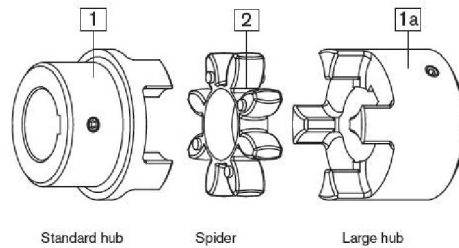
For legend of pictogram please refer to flapper on the cover



Components



Steel (thread on the keyway)



ROTEX® with CDP coating¹⁾

Size	Component	Spider (part 2) Rated torque [Nm]			Finish bore d (min-max)	Dimensions [mm]										Thread for setscrew		
		92 Sh-A	98 Sh-A	64 Sh-D		General										G	t	T _A [Nm]
						L	l ₁ ; l ₂	E	b	s	D _H	d _H	D	N				
19	1a	10	17	21	0-25	66	25	16	12	2	40	18	40	-	M5	10	2	
24	1a	35	60	75	0-35	78	30	18	14	2	55	27	55	-	M5	10	2	
28	1a	95	160	200	0-40	90	35	20	15	2,5	65	30	65	-	M8	15	10	
38	1a	190	325	405	0-48	114	45	24	18	3	80	38	70	27	M8	15	10	
42	1a	265	450	560	0-55	126	50	26	20	3	95	46	85	28	M8	20	10	
48	1a	310	525	655	0-62	140	56	28	21	3,5	105	51	95	32	M8	20	10	
55	1a	410	685	825	0-74	160	65	30	22	4	120	60	110	37	M10	20	17	
65	1a	625	940	1175	0-80	185	75	35	26	4,5	135	68	115	47	M10	20	17	
75	1a	1280	1920	2400	0-95	210	85	40	30	5	160	80	135	53	M10	25	17	
90	1a	2400	3600	4500	0-110	245	100	45	34	5,5	200	100	160	62	M12	25	40	
100	1	3300	4950	6185	0-115	270	110	50	38	6	225	113	150	89	M12	30	40	
110	1	4800	7200	9000	0-125	295	120	55	42	6,5	255	127	200	96	M16	35	80	
125	1	6650	10000	12500	60-145	340	140	60	46	7	290	147	230	112	M16	40	80	

¹⁾ Corrosion protection class to DIN EN ISO 12944: Min. C4, heavy-long

ROTEX® Stainless steel

Size	Material	Spider (part 2) Rated torque [Nm]			Finish bore d (min - max)	Dimensions [mm]										Thread for setscrew		
		92 Sh-A	98 Sh-A	64 Sh-D		General										G	t	T _A [Nm]
						L	l ₁ ; l ₂	E	b	s	D _H	d _H	D	N				
19	1.4305	10	17	21	0-25	66	25	16	12	2	40	18	40	-	M5	10	2	
24	1.4571	35	60	75	0-35	78	30	18	14	2	55	27	55	-	M5	10	2	
28	1.4305	95	160	200	0-40	90	35	20	15	2,5	65	30	65	-	M8	15	10	
38	1.4571	190	325	405	0-48	114	45	24	18	3	80	38	70	27	M8	15	10	
42	1.4305	265	450	560	0-55	126	50	26	20	3	95	46	85	28	M8	20	10	
48	1.4571	310	525	655	0-62	140	56	28	21	3,5	105	51	95	32	M8	20	10	

Ordering example:

ROTEX® 38	St+KTL	92 Sh-A	1 - Ø 45	1 - Ø 25
Coupling size	Material	Spider hardness	Component	Finish bore
			Component	Finish bore